

Rate list of Tehsil Gurugram District Gurugram for the year 2019-2020 w.e.f from..... 10/2/2020

Rates for the Year of 2018 to 2019

Rates of Land upto 2 Acres depth from NH/NPR 25% Major District Roads 10%

2nd Half Rates for the Year of 2018-2019

Rates of Land upto 2 Acres depth from NH/NPR 25% Major District Roads 10%

Proposed Rates for the Year of 2019-2020

Rates of Land upto 2 Acres depth from NH/NPR 25% Major District Roads 10%

S. No.	Name of Village	AREA IN R ZONE/OUTSIDE R ZONE	Agriculture Land (Rs. Per Acre)	Residential (Rs. Per Sq. Yards.)	Commercial	NH/NPR 25%	Major Roads 10%	Agriculture Land (Rs. Per Acre)	Residential (Rs. Per Sq. Yards.)	Commercial	NH/NPR 25%	Major Roads 10%	Agriculture Land (Rs. Per Acre)	Residential (Rs. Per Sq. Yards.)	Commercial	NH/NPR 25%	Major Roads 10%			
1	Bajghera	AREA WITH IN R-ZONE & Commercial/ Industrial/ Institutional MUSTIL NO 7//23-24-11//25-12//21-13//3,4,5,6,7,8,9,10,11,12,13,14,15,16,17,18,19,20,21,22,23,24,25-22//1,2,3,4,5,6,7,8,9,10,11,12,13,14,15,16,17,18,19,20,21,22,23,24,25-23//1,5,6,8,9,10,11,12,14,15,16,17,19,20,21,23,24,25-24//4,5,6,7,8,13,14,15,16,17,18,19,21,22,23,24,25-26//6,15-27//1,2,3,4,5,6,7,8,9,10,11,12,13,14,17,18,19,20,22,23-28//2,3,4,5,6,7,8,9,13,14,36//10,11,20,21-37//2,3,4,5,6,7,8,9,13,14,15,16,17,18,23,24,25-47//3,4,5,6,7,14,15,16,17,24,25-48//1,2,9,10,11,12,19,20,21,22-49//1,10-50//5,6,15	15504000	15000	35000	NA	NA	NA	25000000	15000	35000	NA	NA	25000000	15000	35000	NA	NA	NA	
2	Chauma	AREA WITH IN R-ZONE & Commercial/ Industrial/ Institutional MUSTIL NO 9//18,19,22,23-22//1,2,3,8,9,10,11,12,13,19,20,21,22-23//17,23,24-25//16,24,25-26//2,3,4,6,7,8,9,11,12,13,14,15,17,18,19,20,21,22,23-27//1-42//1,2,3,9,10,11,20-43//4,5,6,7,8,12,13,14,15,16,17,18,19,21,22,23,24,25-48//14,16,17,23,24,25-49//1,2,3,4,8,9,10,11,12,19,21-65//1-66//2,3,4,5,6,7,8,9,10,11,12,13,14,17,18,19,20,21,22,23-67//16,25-69//4,5,6,7,8,13,14,15,16,17	17000000	18000	40000	25% NPR	21250000	NA	27000000	18000	40000	25% NPR	33750000	27000000	18000	40000	25% NPR	33750000	NA	NA
		Agriculture, Open Space, Public Utility as per Master Plan 2031						14000000	15000	35000	NA	NA	14000000	15000	35000	NA	NA	NA	NA	

JP

3	Babupur	TOTAL AREA in R ZONE	14450000	12000	25000	NA	NA	NA	NA	24000000	12000	25000	NA	NA	24000000	12000	25000	NA	NA	NA		
4	Sarai Aljathwerdi	TOTAL AREA in R ZONE	15504000	27000	40000	NA	NA	NA	NA	25000000	27000	40000	NA	NA	25000000	27000	40000	NA	NA	NA		
5	Cartarpuri	TOTAL AREA in R ZONE	17952000	18000	40000	NA	NA	NA	NA	28000000	18000	40000	NA	NA	28000000	18000	40000	NA	NA	NA		
6	Gurgaon Village	TOTAL AREA in R ZONE	18139000	27000	42000	25% NPR	22673750	NA	NA	28000000	27000	42000	25% NPR	35000000	NA	NA	42000	42000	25% NPR	35000000	NA	
7	Inayatpur	TOTAL AREA in R ZONE	20400000	17000	42000	NA	NA	NA	NA	30000000	17000	42000	NA	NA	30000000	17000	42000	NA	NA	NA		
8	Hidayatpur Chawani	TOTAL AREA in R ZONE	na	17000	42000	NA	NA	NA	NA	na	17000	42000	NA	NA	na	17000	42000	NA	NA	NA		
9	Sambhal	AREA WITH IN R-ZONE & Commercial/ Industrial/ Institutional IMUSTIL NO 1//16,24,25 - 2//12,13,18,19,20,21,22,23, -3//1,2 -4//3,4,5 - 30//11,12,13,14,15,16,17,18,19,20,21,22,23,24,25 - 31//6,7,8,9,10,11,12,13,14,15,16,17,18,19,20,21,22,23, 24,25 -42//11,12,13,19,20,21,22 - 45//6,7,8,9,10,11,12,13,14,15,16,17,25	22261500	18000	44000	25% NH-48	27826875	10% STHW	24487650	32000000	18000	44000	25% NH- 48	40000000	10% STHW	35200000	32000000	18000	44000	25% NH- 48	40000000	10% STHW
		Agriculture, Open Space, Public Utility as per Master Plan 2031								18000000	18000	44000	25% NH- 48	22500000	10% STHW	19800000	18000000	18000	44000	25% NH- 48	22500000	10% STHW
		AREA WITH IN R-ZONE & Commercial/ Industrial/ Institutional IMUSTIL NO 16//1,2,3,4,5,6,7,8,9,10,11,12,13,14,15,16,17,18,19,20, 21,22,23,24,25 - 17//1,2,3,4,5,6,7,8,9,10,11,12,13,14,15,16,17,18,19,20, 21,22,23,24,25 - 18//1,2,3,4,5,6,7,8,9,10,11,12,13,14,15,16,17,18,19,20, 21,22,23,24,25 -19//20,21,22,23 - 24//1,2,3,4,5,6,7,8,9,10,11,12,13,14,15,16,17,18,19,20, 21,22,23,24,25 - 25//1,2,3,4,5,6,7,8,9,10,11,12,13,14,15,16,17,18,19,20, 21,22,23,24,25 - 26//1,2,3,4,5,6,7,8,9,10,11,12,13,14,15,16,17,18,19,20, 21,22,23,24,25 -																				

FE





**Rate list of Tehsil Gurrugram for the year 2019-2020 w.e.f... 1.01.2019 to 31.03.2020.**

Sr. No	Name of Colony	Rates for the Year of 2018-2019		2nd Half Rates for the Year of 2018-2019		Proposed Rates for the Year of 2019-2020	
		(Residential) (Rs. Per Sq. Yards.)	Commercial (Rs. Per Sq. Yards.)	(Residential) (Rs. Per Sq. Yards.)	Commercial (Rs. Per Sq. Yards.)	(Residential) (Rs. Per Sq. Yards.)	Commercial (Rs. Per Sq. Yards.)
1	Rly Fatak to Daultabad with MC Area	12000	34000	21000	40000	21000	40000
2	4 Marla	20000	42400	33000	55000	33000	55000
3	8 Marla	20000	42400	33000	55000	33000	55000
4	Acharya Puri	20500	43400	27000	45000	27000	45000
5	Adarsh Nagar	17000	43800	33000	50000	33000	50000
6	Amar Colony	17000	42000	21000	42000	21000	42000
7	Anand Garden	12000	32000	24000	32000	24000	32000
8	Arijun Nagar	20000	42000	27000	42000	27000	42000
9	Ashok Puri	17000	42000	33000	45000	33000	45000
10	Ashok Vihar	30000	45000	27000	45000	27000	45000
11	Barafkhana	26000	70000	48000	70000	48000	70000
12	Bhim Garh Khari	12000	34000	24000	34000	24000	34000
13	Bhim Nagar	17000	42000	24000	42000	24000	42000
14	Chandan Vihar	36000	45000	36000	45000	36000	45000
15	Civil Line to Jail Road (Civil Line)	52800	89500	52800	89500	52800	89500
16	Civil Lines Backside	34000	83000	42000	83000	42000	83000
17	Dayanand Colony	17000	42000	24000	42000	24000	42000
18	Dhanak Basti Nr. DSD College	9400	25500	18000	25500	18000	25500
19	DLF Colony Old	50800	120000	54000	120000	54000	120000
20	Dron Vihar	10000	28000	21000	28000	21000	28000
21	Feroz Gandhi Colony	10000	28000	21000	28000	21000	28000
22	Friends Colony	30000	77000	36000	77000	36000	77000
23	Gandhi Nagar	17500	42000	33000	45000	33000	45000
24	Gopal Nagar	25000	50000	33000	50000	33000	50000
25	Hans Enclave	31000	45000	31000	45000	31000	45000
26	Hari Nagar	31000	45000	31000	45000	31000	45000
27	Hira Nagar	17000	42000	24000	42000	24000	42000
28	Idgah Area	17000	42000	24000	42000	24000	42000
29	Inderpuri	17000	42000	33000	42000	33000	42000
30	Jacubpura	30000	80000	48000	80000	48000	80000

*Handwritten signature/initials*

**Rate list of Tehsil Gurgaon for the year 2019-2020 w.e.f...1.9.2019 to 30.9.2020.**

Sr. No	Name of Colony	Rates for the Year of 2018-2019		2nd Half Rates for the Year of 2018-2019		Proposed Rates for the Year of 2019-2020	
		(Residential) (Rs. Per Sq. Yards.)	Commercial (Rs. Per Sq. Yards.)	(Residential) (Rs. Per Sq. Yards.)	Commercial (Rs. Per Sq. Yards.)	(Residential) (Rs. Per Sq. Yards.)	Commercial (Rs. Per Sq. Yards.)
31	Jawahar Nagar	20900	45000	36000	45000	36000	45000
32	Jyoti Park	17000	42000	30000	42000	30000	42000
33	Kirti Nagar	22000	47000	36000	47000	36000	47000
34	Krishna Colony	31000	40000	36000	45000	36000	45000
35	Krishna Nagar	31000	40000	31000	40000	31000	40000
36	Lajpat Nagar	17000	42000	30000	42000	30000	42000
37	Laxman Vihar	20000	43800	27000	44000	27000	44000
38	Laxmi Garden	17000	42000	30000	42000	30000	42000
39	Madanpuri	17000	42000	30000	42000	30000	42000
40	Mahavir Pura	20900	44400	30000	44000	30000	44000
41	Manohar Nagar/Baldev Nagar	17000	42000	27000	42000	27000	42000
42	Mianwali Colony	31700	52200	39000	52000	39000	52000
43	Nai Abadi	17000	42000	33000	45000	33000	45000
44	Nai Basti	17000	42000	30000	42000	30000	42000
45	Nai Basti (Shamshan Ghat)	17000	42000	21000	42000	21000	42000
46	Nehrul Lane	31700	80000	36000	80000	36000	80000
47	New Colony	33000	53000	48000	55000	48000	55000
48	New Jyoti Park	41000	50000	41000	50000	41000	50000
49	New Palam Vihar	17000	42000	24000	42000	24000	42000
50	North Side of Rly Road Bhim Garh Kheri-II	12000	34000	24000	34000	24000	34000
51	Om Nagar	17000	42000	27000	42000	27000	42000
52	Partap Nagar	17500	43100	30000	43000	30000	43000
53	Patel Nagar	28000	65000	33000	65000	33000	65000
54	Prem Nagar (Gurgaon Village)	25000	53000	25000	53000	25000	53000
55	Raj Nagar	17000	42000	33000	45000	33000	45000
56	Rajendra Park	17000	42000	27000	42000	27000	42000
57	Rajiv Colony	27000	40000	27000	40000	27000	40000
58	Rajiv Nagar	17000	42000	17000	42000	17000	42000
59	Ram Nagar	17000	42000	33000	42000	33000	42000
60	Rattan Garden	40000	55000	40000	55000	40000	55000

*HR*

**Rate list of Tehsil Gurrugram for the year 2019-2020 w.e.f. 1.0.19 to 31.03.20**

Sr. No	Name of Colony	Rates for the Year of 2018-2019		2nd Half Rates for the Year of 2018-2019		Proposed Rates for the Year of 2019-2020	
		(Residential) (Rs. Per Sq. Yards.)	Commercial (Rs. Per Sq. Yards.)	(Residential) (Rs. Per Sq. Yards.)	Commercial (Rs. Per Sq. Yards.)	(Residential) (Rs. Per Sq. Yards.)	Commercial (Rs. Per Sq. Yards.)
61	Ravi Nagar	17000	42000	27000	42000	27000	42000
62	Roshanpura/Manohar Street	30000	95000	45000	95000	45000	95000
63	Sabzi Mandi Old	34000	68000	48000	68000	48000	68000
64	Sanjay Colony	17000	42000	30000	42000	30000	42000
65	Sanjay Gram	17000	42000	17000	42000	17000	42000
66	Shankar Vihar	12000	32000	12000	32000	12000	32000
67	Sheetla Colony	17000	42000	17000	42000	17000	42000
68	Sheetla Enclave	17000	42000	17000	42000	17000	42000
69	Shiv Nagar	36000	45000	36000	45000	36000	45000
70	Shiv Puri	33000	56800	36000	57000	36000	57000
71	Shivaji Nagar	26000	56800	39000	57000	39000	57000
72	Subhash Nagar (Near Partap Nagar )	18900	43800	33000	44000	33000	44000
73	Subhash Nagar (Dhanak Basti)	13000	31500	18000	31000	18000	31000
74	Subhash Nagar(Near Jawahar Nagar)	14000	33000	27000	33000	27000	33000
75	Surat Nagar Gurgaon Gaon	27000	42000	27000	42000	27000	42000
76	Surya Vihar	27000	42000	27000	42000	27000	42000
77	Swarup Garden	17000	42000	27000	42000	27000	42000
78	Vijay Park	20500	43400	30000	43500	30000	43500
79	Virendra Gram	13000	32000	27000	35000	27000	35000
80	Vishnu Garden	31000	45000	31000	45000	31000	45000
81	Aman Pura	36000	45000	36000	45000	36000	45000
82	Bhim Colony	45000	55000	45000	55000	45000	55000
83	Cancon Colony	41000	55000	41000	55000	41000	55000
84	Devilal Colony	31000	42000	31000	42000	31000	42000
85	Ganga Vihar	36000	45000	36000	45000	36000	45000
86	Nihal Colony	20000	40000	24000	42000	24000	42000
87	Sai Kuni	27000	42000	27000	42000	27000	42000
88	Shri Ram Colony	36000	50000	36000	50000	36000	50000
89	Vikas Nagar	22000	42000	27000	42000	27000	42000
90	Anamika Enclave	20000	50000	33000	50000	33000	50000

*Handwritten signature/initials*

**Rate list of Tehsil Gurugram for the year 2019-2020 w.e.f. 1.1.2019 to 31.12.2020.**

Sr. No	Name of Colony	Rates for the Year of 2018-2019		2nd Half Rates for the Year of 2018-2019		Proposed Rates for the Year of 2019-2020	
		(Residential) (Rs. Per Sq. Yards.)	Commercial (Rs. Per Sq. Yards.)	(Residential) (Rs. Per Sq. Yards.)	Commercial (Rs. Per Sq. Yards.)	(Residential) (Rs. Per Sq. Yards.)	Commercial (Rs. Per Sq. Yards.)
91	Near Dev Cinema Opposite DHBVN Office (Except Mehrauli Gurugram Road)	20000	50000	33000	50000	33000	50000
92	Shakti Nagar	NA	NA	24000	35000	24000	35000
93	Shanti Nagar	NA	NA	35000	50000	35000	50000

*J*  
Sub Registrar  
Tehsil Gurugram

SDO (C) North  
Gurugram

DRO  
Gurugram

Deputy Commissioner-cum-  
Registrar, Gurugram

**Rate list of Tehsil Gurugram for the year 2019-2020 w.e.f. 10.12.2019**

Sr. No.	Name of Village	Rates for the Year of 2018-2019		2nd Half Rates for the Year of 2018-2019		Proposed Rates for the Year of 2019-2020	
		Residential (Rs. Per Sq. Yards.)	Commercial (Rs. Per Sq. Yards.)	Residential (Rs. Per Sq. Yards.)	Commercial (Rs. Per Sq. Yards.)	Residential (Rs. Per Sq. Yards.)	Commercial (Rs. Per Sq. Yards.)
1	Old Railway Road, Railway Station to Rajiv Chowk	NA	93000	NA	93000	NA	93000
2	New Railway Road G Post Office to Huda Chowk (Including MCG Shops)	NA	93000	NA	93000	NA	93000
3	Sadar Bazar, Sadar Bazar to Bhuteshwar mandir (Including DDU Market)	NA	93000	NA	93000	NA	93000
4	Bhuteshwar Mandir to Pataudi Chowk & Bhuteshwar Mandir to Anaj Mandi	NA	93000	NA	93000	NA	93000
5	New Colony Mor to Pataudi Chowk	NA	93000	NA	93000	NA	93000
6	Post office chowk to Jail Chowk via Hospital Road (Including Gurudwara Road & Jail Road)	NA	93000	NA	93000	NA	93000
7	Shama Resturant to Jharsa Chowk (Including Nehru Market)	NA	93000	NA	93000	NA	93000
8	Delhi Road and Mehrauli Road	NA	93000	NA	93000	NA	93000
9	Mahavir Chowk to Old Njf. Garh Road	NA	83000	NA	83000	NA	83000
10	Old Judicial Complex	NA	83000	NA	83000	NA	83000
11	Major Atul Kataria Chowk to Sector 5 Chowk on Rly. Road (Sheetha Mata Road)	NA	83000	NA	83000	NA	83000
12	Sector 5 Chowk to Rly Road Chowk Sector-9	NA	83000	NA	83000	NA	83000

**J. Sub Registrar**  
Tehsil Gurugram

SDO (C) North  
Gurugram

DPO  
Gurugram

Deputy Commissioner-cum-  
Registrar, Gurugram

**Rate list of Tehsil Gurugram for the year 2019-2020 w.e.f. 10.12.2019 (2019-20..)**

Sr. No.	Huda Sectors	Rates for the Year of 2018-2019				2nd Half Rates for the Year of 2018-2019				Proposed Rates for the Year of 2019-2020			
		Residential (Rs. Per Sq. Yards)	Commercial (Rs. Per Sq. Yards)	Commercial/Retail (Rs. Per Sq. Feet)	Office/IT Space Rs. Per Sq. Feet)	Residential (Rs. Per Sq. Yards)	Commercial (Rs. Per Sq. Yards)	Commercial/Retail (Rs. Per Sq. Feet)	Office/IT Space Rs. Per Sq. Feet)	Residential (Rs. Per Sq. Yards)	Commercial (Rs. Per Sq. Yards)	Commercial/Retail (Rs. Per Sq. Feet)	Office/IT Space Rs. Per Sq. Feet)
1	Sec- 42, 43	50000	165000	10000	7000	50000	165000	10000	7000	50000	165000	10000	7000
2	Sec-14, 15, 16, 17, 40	45000	150000	9000	6600	45000	150000	9000	6600	45000	150000	9000	6600
3	Sec-38,	40000	140000	8900	6300	40000	140000	8900	6300	40000	140000	8900	6300
4	Sec- 21,22, 22A, 23, 23A,	35000	140300	8600	6100	35000	140300	8600	6100	35000	140300	8600	6100
5	Sector 1, 2, 3, 3A, 4, 5, 6, 7, 12, 12A, 13	35000	135000	9000	6600	35000	135000	9000	6600	35000	135000	9000	6600
6	Sec-18, 19, 20,	NA	110000	9000	6600	NA	110000	9000	6600	NA	110000	9000	6600
7	Sec-25	NA	88000	9000	6600	NA	88000	9000	6600	NA	88000	9000	6600
8	Sector 104, 105, 106, 109, 110, 110A, 111, 112, 113, 114,	25000	50000	5000	4500	30000	100000	4500	3000	30000	100000	4500	3000

*[Signature]*  
Sub Registrar  
Tehsil Gurugram

*[Signature]*  
SDO (North)  
Gurugram

*[Signature]*  
DPO  
Gurugram

*[Signature]*  
Deputy Commissioner-cum-  
Registrar, Gurugram

**Rate list of Tehsil Gurugram for the year 2019-2020 w.e.f. 10.02.2020...**

Sr. No.	Plots in Licensed Colonies	Rates for the Year of 2018-2019					2nd Half Rates for the Year of 2018-2019					Proposed Rates for the Year of 2019-2020				
		Residential (Rs. Per Sq. Yards)	Commercial (Rs. Per Sq. Yards)	Commercial I/Retail (Rs. Per Sq. Feet)	Commercial Office/IT Space (Rs. Per Sq. Feet)	Residential (Rs. Per Sq. Yards)	Commercial (Rs. Per Sq. Yards)	Commercial I/Retail (Rs. Per Sq. Feet)	Commercial Office/IT Space (Rs. Per Sq. Feet)	Residential (Rs. Per Sq. Yards)	Commercial (Rs. Per Sq. Yards)	Commercial I/Retail (Rs. Per Sq. Feet)	Commercial Office/IT Space (Rs. Per Sq. Feet)			
1	Dlf Phase-II	72000	165000	10000	7000	72000	165000	10000	7000	72000	165000	10000	7000			
2	Palam Vihar	42500	140000	9000	6600	42500	140000	9000	6600	42500	140000	9000	6600			
3	Shopes & Office without Roof Right in rest of Tehsil Gurugram	NA	NA	9000	6600	NA	NA	9000	6600	NA	NA	9000	6600			
4	Shopping Mall & Office on Nh-48, India bulls, ABW Tower.	NA	NA	13000	7500	NA	NA	13000	7500	NA	NA	13000	7500			
5	Shopping Mall & Offices on Mehrauli Gurugram Road	NA	NA	12000	7300	NA	NA	12000	7300	NA	NA	12000	7300			
6	Shopping Mall & Offices on Golf Course Road	NA	NA	11000	7000	NA	NA	11000	7000	NA	NA	11000	7000			
7	License Colony Falling in sector in 104, 105, 106, 109, 110, 110A, 111, 112, 113, 114, 115	25500	85000	5000	4500	25500	85000	5000	4500	25500	85000	5000	4500			

**J** Sub Registrar  
Tehsil Gurugram

SDO (C) North  
Gurugram

DRR  
Gurugram


Deputy Commissioner-cum-  
Registrar, Gurugram

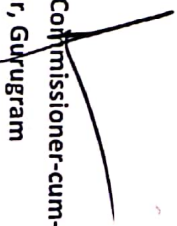
**Rate list of Tehsil Gurugram for the year 2019-2020 w.e.f. 1.9.2020..)**

Sr. No.	Multi Story Group Housing (Licensed) by developers/Independent Floors	Rates for the Year of 2018-2019			2nd Half Rates for the Year of 2019-2020			Proposed Rates for the Year of 2019-2020		
		(Rs. Per Sq. Feet)			(Rs. Per Sq. Feet)			(Rs. Per Sq. Feet)		
1	Group Housing in Sector 1, 2, 3, 3A, 4, 5, 6, 7, 12, 12A, 13, 14, 15, 16, 17, 21, 22, 22A, 23, 23A, 38, 40, 42, 43 (Licensed) In Case of floor Licensed Colonies & HUDA		5000			5000			5000	
2	Flats in Group Housing Societies In plots of Licensed Colonies in Sec 104 to 115		5500			5500			5500	
3	Housing Board Colony (Without Roof Right)		3000			3000			3000	
4	Housing Board Colony (Independent Plot)		3800			3800			3800	
5	Housing Board Colony (Independent Plot)	Circle rate of particular HUDA sector will be applicable in which sector Housing Board Falls	40000	Circle rate of particular HUDA sector will be applicable in which sector Housing Board Falls	40000	Circle rate of particular HUDA sector will be applicable in which sector Housing Board Falls	40000	Circle rate of particular HUDA sector will be applicable in which sector Housing Board Falls	40000	
6	Housing Board Colony Sarasvati Vihar (Independent Plot)		40000			40000			40000	

  
**J. Sub Registrar**  
 Tehsil Gurugram

  
**SDO (C/Worth)**  
 Gurugram

  
**DHO**  
 Gurugram

  
**Deputy Commissioner-cum-Registrar, Gurugram**

**Rate list of Tehsil Gurugram for the year 2019-2020 w.e.f. 10.12.2020.**

Sr. No.	Industrial	Rates for the Year of 2018-2019		2nd Half Rates for the Year of 2018-2019		Proposed Rates for the Year of 2019-2020	
		Commercial (Rs. Per Sq. Yards)	Constructed Building	Commercial (Rs. Per Sq. Yards)	Constructed Building	Commercial (Rs. Per Sq. Yards)	Constructed Building
1	Maruti Industrial Area Udyog Vihar Phase-I to V and Sec-18, 35	36000	Land cost + 800/- Per Sq. Feet	36000	Land cost + 800/- Per Sq. Feet	36000	Land cost + 800/- Per Sq. Feet
2	Pace City, Inlocity, Sec-34	33000	Land Cost + 800/- Per Sq. Feet	33000	Land Cost + 800/- Per Sq. Feet	33000	Land Cost + 800/- Per Sq. Feet
3	IDC (Opposite Sec-14)	24000	Land Cost + 800/- Per Sq. Feet	24000	Land Cost + 800/- Per Sq. Feet	24000	Land Cost + 800/- Per Sq. Feet
4	Industrial Area from Railway Fatik to Daultabad within MC Area	20000	Land Cost + 800/- Per Sq. Feet	20000	Land Cost + 800/- Per Sq. Feet	20000	Land Cost + 800/- Per Sq. Feet
5	Any Land converted into Industrial use	10000	Land Cost + 800/- Per Sq. Feet	10000	Land Cost + 800/- Per Sq. Feet	10000	Land Cost + 800/- Per Sq. Feet

**Rate list of Tehsil Gurugram for the year 2019-2020 w.e.f. 10.12.2020.**

Sr. No.		Rates for the Year of 2018-2019		2nd Half Rates for the Year of 2018-2019		Proposed Rates for the Year of 2019-2020	
		Institutional (Rs. Per Sq. Yards)	Constructed Building	Without Roof Right (Rs. Per Sq. Feet)	Institutional (Rs. Per Sq. Yards)	Constructed Building	Without Roof Right (Rs. Per Sq. Feet)
1	Sec-18, 32, 44	70000	Land Cost + 800/- Per Sq. Feet	70000	Land Cost + 800/- Per Sq. Feet	70000	Land Cost + 800/- Per Sq. Feet
2	Institutional Plots/School Plots, Clubs, Hospitals etc. in Huda Sectors and Licensed Colonies	28000	Land Cost + 800/- Per Sq. Feet	28000	Land Cost + 800/- Per Sq. Feet	28000	Land Cost + 800/- Per Sq. Feet
3	Institutional Plots/School Plots etc. in other area (except Sr No 1 & 2)	22000	Land Cost + 800/- Per Sq. Feet	22000	Land Cost + 800/- Per Sq. Feet	22000	Land Cost + 800/- Per Sq. Feet
4	Institutional/School site in License Colony without Roof Right	NA	NA	4000	NA	4000	NA

Sub Registrar  
Tehsil Gurugram

SDO (C/North)  
Gurugram


DRD  
Gurugram

Deputy Commissioner-cum-  
Registrar, Gurugram


**RATE List of Tehsil Gurugram for the Year 2019-2020 (w.e.f 10/2/2020)**

Sr. No.	Cost of Construction	Rates for the Year of 2018-2019		2nd Half Rates for the Year of 2018-2019		Proposed Rates for the Year of 2019-2020	
		(Rs. Per Sq. Feet)	(Rs. Per Sq. Feet)	(Rs. Per Sq. Feet)	(Rs. Per Sq. Feet)	(Rs. Per Sq. Feet)	(Rs. Per Sq. Feet)
1	Constructed Area in Licensed Colonies & Huda Sector	1300	1300	1300	1300	1300	1300
2	Constructed Area in Rest of Tehsil Gurugram	700	700	700	700	700	700
3	Constructed Area in Industrial Area/Land	800	800	800	800	800	800
4	Constructed Area of Ware Houses	600	600	600	600	600	600

Sr. No.	Group Housing Co-operative Societies	Rates for the Year of 2018-2019		2nd Half Rates for the Year of 2018-2019		Proposed Rates for the Year of 2019-2020	
		(Rs. Per Sq. Feet)	(Rs. Per Sq. Feet)	(Rs. Per Sq. Feet)	(Rs. Per Sq. Feet)	(Rs. Per Sq. Feet)	(Rs. Per Sq. Feet)
1	Group Housing Co-operative Societies All Sectors	3600	3600	3600	3600	3600	3600
2	Any Religious Place (Temple/Mosque/Church etc.)	11300	11300 (Per Sq. Yards)	11300 (Per Sq. Yards)	11300 (Per Sq. Yards)	11300 (Per Sq. Yards)	11300 (Per Sq. Yards)

**Sub Registrar**   
 Tehsil Gurugram

**SDO**   
 Gurugram

**DRD**   
 Gurugram

**Deputy Commissioner-cum-Registrar, Gurugram** 